



## TRAFFIC CALMING DEVICE

---

These guidelines are intended to be resource for when a development, facility, or property, within the City of Rockwall, is requesting to install traffic calming devices within streets, roadways, fire apparatus access roads, or emergency access easement, commonly referred to as “Fire Lane” for Fire Department Access.

All traffic calming devices for the purposes of these guidelines and any other guidelines or requirements of the Fire Department shall conform to the 2021 International Fire Code, as adopted and amended by the City of Rockwall. All devices shall be approved separately by the City of Rockwall Engineering Department.

### Speed Humps

- 1) There are two speed hump designs recommended by the Rockwall Fire Prevention Education and Investigation Division
  - a) 14-foot long speed hump for streets with posted speed limits of 25 m.p.h. or less (**Detail 1**)
  - b) 22-foot long speed hump for with posted speed limits of 30 m.p.h. or less. (**Detail 2**)
- 2) Speed hump designs are 3 inches at their highest point and vary in width, depending on the width of the road traversing.

### Marking

- 3) Markings of speed humps shall comply with Texas Department of Transportation Manual on Uniform Traffic Control Devices (2011). (See sample below)
- 4) Available at: <http://ftp.dot.state.tx.us/pub/txdot-info/trf/tmutcd/2011/3.pdf> or from the Fire Department.

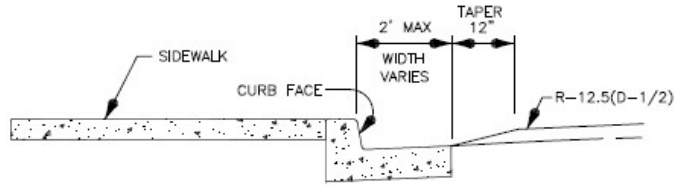
### Submittal Requirements

- 5) A site plan/drawing of the proposed locations of the devices, to include property lines, buildings, obstructions, and roadways. Indicate location of fire lanes and fire hydrants in the area.
- 6) Detail of the construction of the speed hump showing width, length, max height, markings.

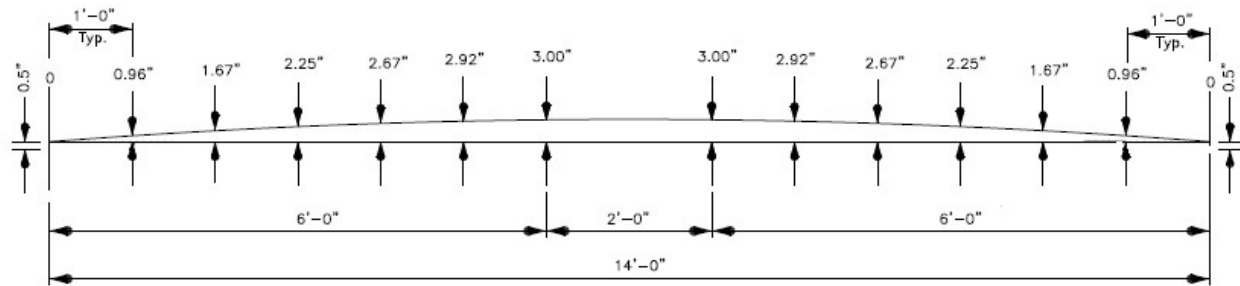


### SPEED HUMP SPECIFICATIONS

IMPORTANT: Speed Humps to be 3" in height to provide maximum effectiveness, while not being overly restrictive to emergency police and fire vehicles.



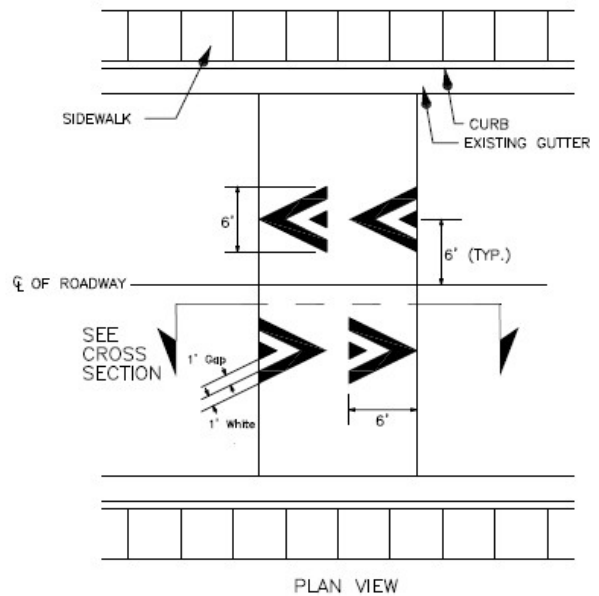
EDGE DETAIL



### CROSS SECTION

NOTES:

- 1. Speed humps shall not be placed over manholes, water valves, survey monuments, etc.
- 2. Speed humps shall not be installed in a location such that roadway drainage is compromised.

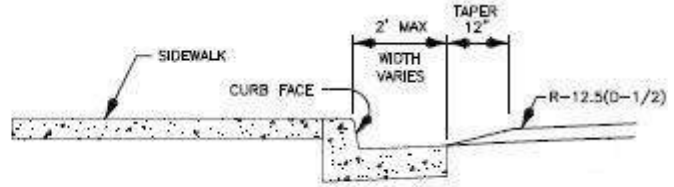


### DETAIL 1: 14' SPEED HUMP

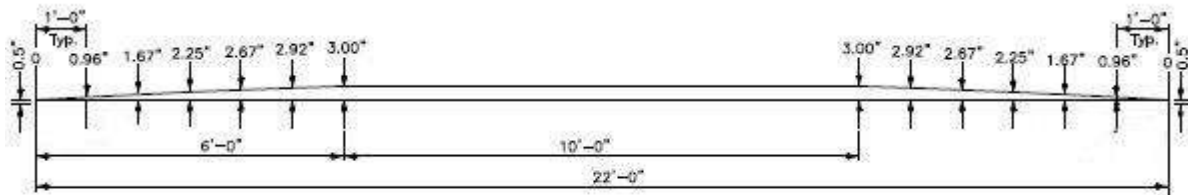


### SPEED HUMP SPECIFICATIONS

IMPORTANT: Speed Humps to be 3" in height to provide maximum effectiveness, while not being overly restrictive to emergency police and fire vehicles.



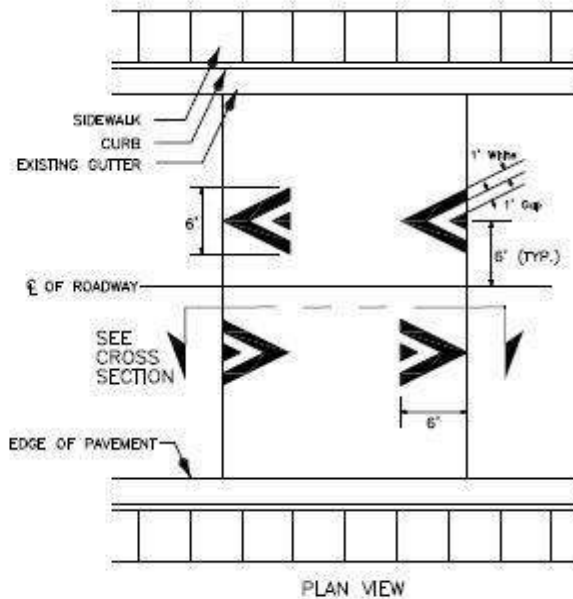
EDGE DETAIL



### CROSS SECTION

NOTES:

- 1. Speed humps shall not be placed over manholes, water valves, survey monuments, etc.
- 2. Speed humps shall not be installed in a location such that roadway drainage is compromised.



### DETAIL 2: 22' SPEED HUMP



Sample from TxDOT Manual on Uniform Traffic Control Devices (2011). Complete document available upon request from the Fire Department.

